

Apple Inc, US

AAPL NASDAQ

Report created on 6/27/16

Current Rating Overview

Last Close Price
\$93.40

Rating Reiterated on 6/27/16
REDUCE

Rating Accuracy
40.0%

About the Current Rating

Downgraded
from Hold

10 Days
at Current
Rating

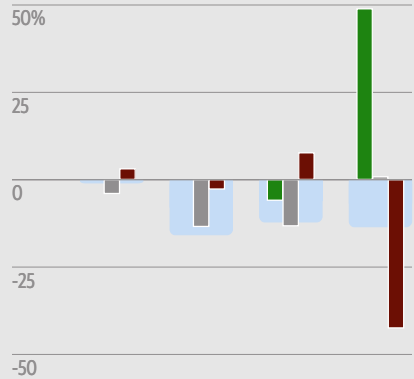
-1.8%
% Change since
Current Rating Issued

Team Member's Rating Information

	Rating Date	Upgrade/Downgrade	Rating	Rating Reiterated
Ford Equity Research	1/15/16	Downgrade	Hold	6/24/16
Jaywalk	5/27/16	Downgrade	Hold	6/25/16
S&P Capital IQ	9/16/15	Upgrade	Strong Buy	6/13/16
The Street.com	4/13/09	Upgrade	Buy	6/26/16
Market Edge	6/17/16	Downgrade	Avoid	6/27/16
ResearchTeam	6/17/16	Downgrade	Reduce	6/27/16

ResearchTeam Rating Performance (%)

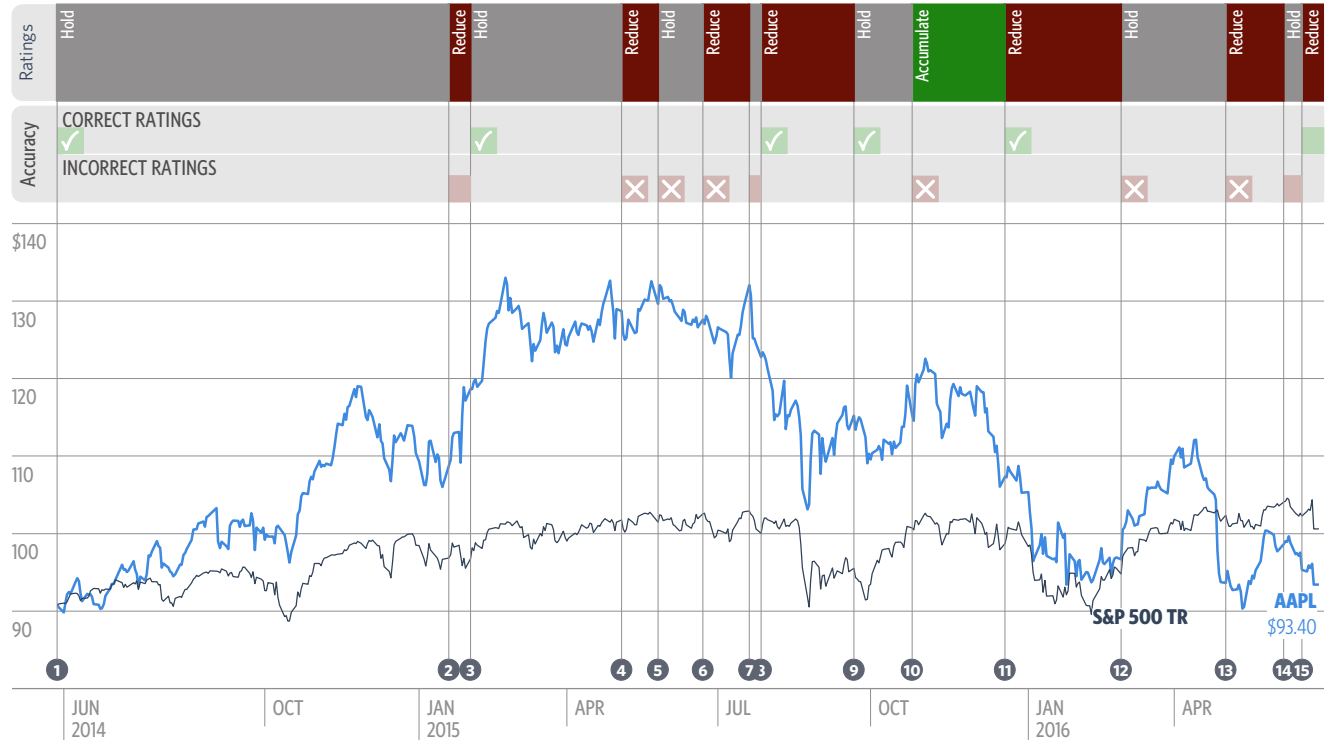
Performance of the ResearchTeam rating is calculated as if this stock was purchased when the team had an Accumulate or Hold rating, and sold short when the team had a Reduce rating.



	1 Month	3 Month	1 Year	Since 1/1/2008
ResearchTeam for AAPL	-1.0	-15.9	-12.2	-13.6
Accumulate Ratings	--	--	-6.0	48.9
Hold Ratings	-4.0	-13.5	-13.3	0.8
Reduce Ratings	3.1	-2.8	7.7	-42.5
AAPL	-7.0	-11.1	-24.8	113.9
S&P 500 Total Return Index	-2.4	0.6	-0.9	67.0

Rating History & Rating Accuracy

This team has changed its rating for AAPL 15 times over the past 25 months. The direction for each team rating was correct for 6 of the 15 ratings at the end of each rating period, resulting in a rating accuracy of 40.0% and a TTM rating accuracy of 40.0%.



Date of Rating	Rating	Upgrade or Downgrade	AAPL Price (\$) on Rating Date	# of Days at This Rating	Rating Accuracy	Over Rating Period		
						Total Return	% Change in Benchmark	Underperform/Outperform Index
15	6/17/16	Reduce	95.10	10	Correct	-1.8	-2.2	Outperform
14	6/06/16	Hold	99.03	11	Incorrect	-4.0	-1.3	Underperform
13	5/02/16	Reduce	95.18	35	Incorrect	4.7	2.7	Outperform
12	2/29/16	Hold	100.53	63	Incorrect	-5.3	4.6	Underperform
11	12/21/15	Reduce	107.23	70	Correct	-5.7	-2.5	Underperform
10	10/26/15	Accumulate	114.55	56	Incorrect	-6.0	-0.9	Underperform
9	9/21/15	Hold	113.40	35	Correct	1.0	6.5	Underperform
8	7/27/15	Reduce	123.38	56	Correct	-7.7	-6.8	Underperform
7	7/20/15	Hold	130.75	7	Incorrect	-5.6	-1.2	Underperform
6	6/22/15	Reduce	127.03	28	Incorrect	2.9	-0.1	Outperform

[Help](#)

[Click here to see the report disclosures](#)

Ratings History table continues on following page

Rating Accuracy
40.0%

Rating History & Rating Accuracy

	Date of Rating	Rating	Upgrade or Downgrade	AAPL Price (\$) on Rating Date	# of Days at This Rating	Rating Accuracy	Over Rating Period		
							Total Return	% Change in Benchmark	Underperform/ Outperform Index
5	5/26/15	Hold	↗	132.04	27	Incorrect	-3.8	0.2	Underperform
4	5/04/15	Reduce	↘	125.80	22	Incorrect	5.4	1.8	Outperform
3	2/02/15	Hold	↗	118.65	91	Correct	6.4	2.5	Outperform
2	1/20/15	Reduce	↘	109.55	13	Incorrect	8.3	0.9	Outperform
1	5/29/14	Hold	↘	90.43	236	Correct	22.3	7.0	Outperform

About Us

Markit On Demand is a 340-person design, development, deployment, and hosting services company, dedicated to creating solutions for the Financial Services industry. Our compelling, presentation-rich services for financial professionals and individual investors have won acclaim for our clients.

Many of our client relationships span five or more years. As an independent aggregator of information, we maintain partnerships with more than 130 providers of market and financial content including Thomson Reuters, Standard & Poor's, Lipper, and Econoday. We support more than 1,800 data feeds. In addition, Markit On Demand counts many of these data providers among our clients, developing and hosting their reports and web sites.

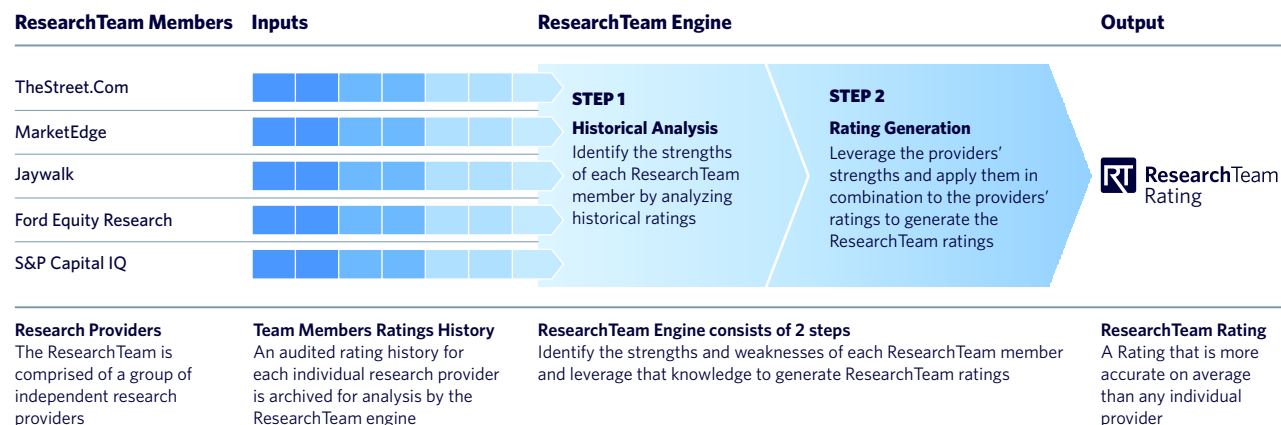
We strive to be the most competitive and comprehensive resource for our clients' technology needs. Our capabilities evolve continuously as market trends change, putting us ahead of the curve and providing our clients with the most innovative and compelling solutions.

One of these solutions is ResearchTeam, which draws on our expertise in the areas of research data aggregation and analysis. ResearchTeam allows our clients to find the top performing research providers, use them in combination, measure performance using various performance methodologies and strategies, and easily integrate analysis results through detailed reports, lists, stock screeners, and rating change alerts for their end users.

ResearchTeam Methodology

ResearchTeam is the consolidation of coverage from each research provider on the team, where a minimum of three providers must have recommendations for a company for ResearchTeam to issue a rating. If a minimum of three research providers do not have a rating for a company, then the team rating for the stock is "Not Rated". All of the research providers must have unanimous Buy ratings for ResearchTeam to issue an 'Accumulate' rating. It takes only one opinion to make any other rating. A single 'Sell' rating will make the team rating for that stock a 'Reduce'.

How the ResearchTeam Rating Provides Greater Positive Performance



Disclosures

Reproduction of Independent Research Products in any form is prohibited except with the prior written permission of Markit On Demand. Because of the possibility of human or mechanical error by Markit On Demand's sources, Markit On Demand or others, Markit On Demand does not guarantee the accuracy, adequacy, completeness or availability of any information and is not responsible for any errors or omissions or for the results obtained from the use of such information. MARKIT ON DEMAND GIVES NO EXPRESS OR IMPLIED WARRANTIES, INCLUDING, BUT NOT LIMITED TO, ANY WARRANTIES OF MERCHANTABILITY OR FITNESS FOR A PARTICULAR PURPOSE OR USE. In no event shall Markit On Demand be liable for any indirect, special or consequential damages in connection with subscriber's or others' use of Independent Research Products.